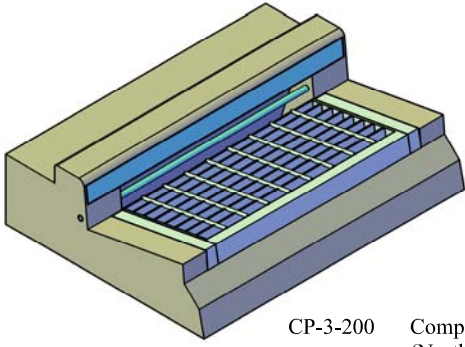
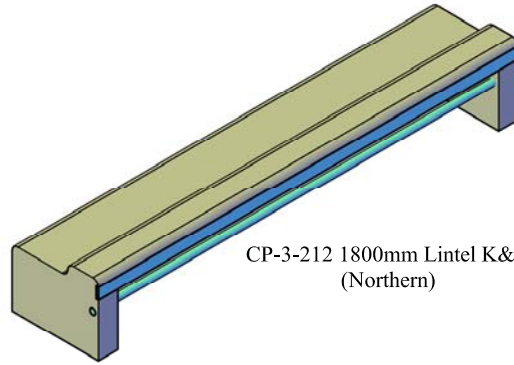


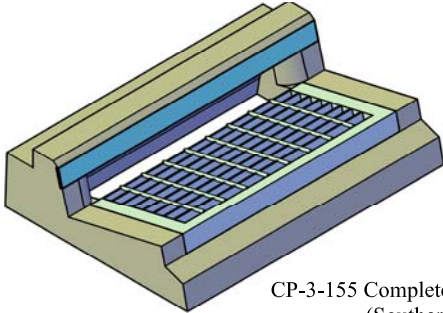
## LINTELS & GRATES



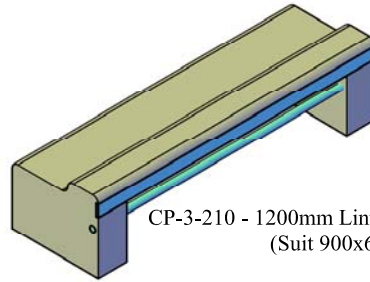
CP-3-200 Complete Lintel K&C  
(Northern)



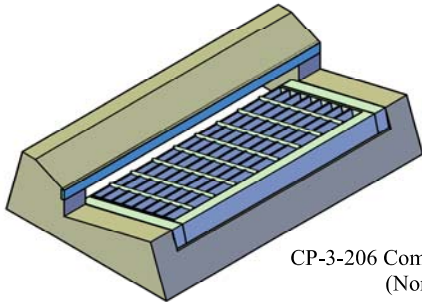
CP-3-212 1800mm Lintel K&C  
(Northern)



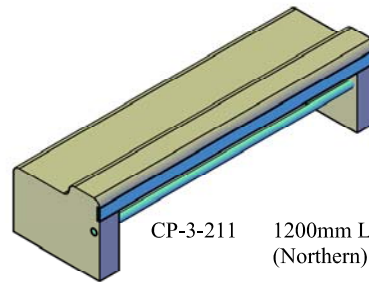
CP-3-155 Complete Lintel B1  
(Southern councils only)



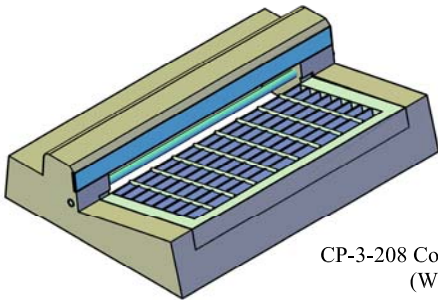
CP-3-210 - 1200mm Lintel K&C  
(Suit 900x600 pit)



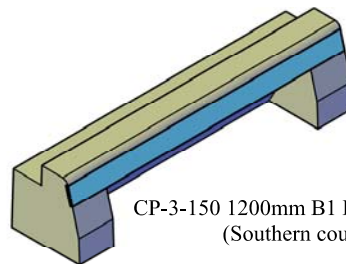
CP-3-206 Complete Lintel KCM  
(Northern)



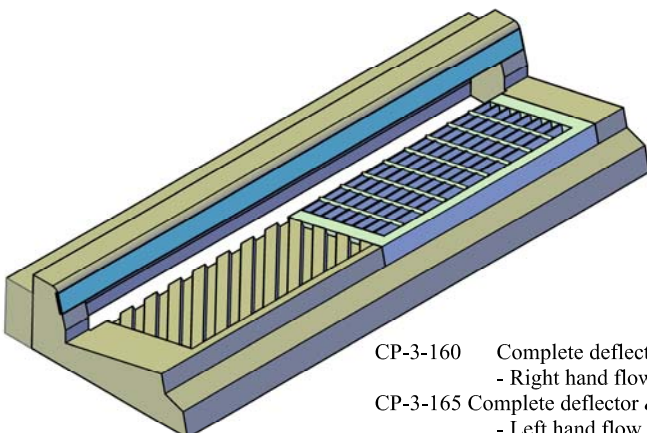
CP-3-211 1200mm Lintel K&C  
(Northern)



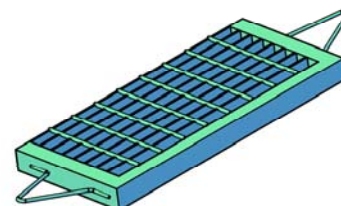
CP-3-208 Complete Lintel WWC  
(Waratah Wynyard)



CP-3-150 1200mm B1 Lintel  
(Southern councils only)



CP-3-160 Complete deflector & Grate unit  
- Right hand flow 2400mm  
CP-3-165 Complete deflector & Grate unit  
- Left hand flow 2400mm  
Also available as double deflector (no grate)



CP-3-215 Hinged Gully Grate  
1060mm x 450mm Std Size  
Others sizes available

Launceston Office:  
7 Donalds Avenue  
Prospect, Tasmania 7250  
Phone: 03 63358200  
Fax: 03 63401881

Hobart Office:  
9 Lampton Avenue  
Derwent Park Tasmania 7009  
Phone: 03 62730463  
Fax: 03 62733438

LINTELS & GRATES